



CONTRACTOR'S CHOICE[®]





THE HASSLE-FREE CHOICE FOR BUILDING PROFESSIONALS

With Contractor's Choice[®], we promise a hassle-free experience by providing quality products, fast and complete delivery and consistent, reliable service.

We feature a complete range of relevant, affordable styles, providing you solutions to confidently complete any project on a budget. Contractor's Choice offers an All Plywood Construction option which provides the durability and strength needed for long term use.

We understand your speed to market is critical in helping you continually close the deal. You can rely on us to deliver the right cabinets, at the right time, at the right price.

Our dedicated sales and service teams are focused on helping deliver the product, expertise and service you need. Feel confident you can execute your project successfully with the dependability and longevity you've come to expect from Contractor's Choice.

Hammond



Partial overlay

Oak veneered flat center panel door

Beveled profile on the inside and outside of door and slab drawer fronts



Wheat

FINISH PALETTE CODES

Standard:

13B - Wheat

All Plywood:

14B - Wheat

Clarkson



Partial overlay

Birch veneered raised center panel door

Beveled profile on the inside and outside of door and slab drawer fronts

FINISH PALETTE CODES

Standard:

13K - Autumn
13M - Rouge
13V - Saddle
13N - Sarsaparilla

All Plywood:

14K - Autumn
14M - Rouge
14V - Saddle
14N - Sarsaparilla



Newberry



Partial overlay

Birch veneered flat center panel

Beveled profile on the inside of door and slab drawer fronts

FINISH PALETTE CODES

Standard:

13F - Autumn
13J - Rouge
13H - Saddle
13P - Sarsaparilla

All Plywood:

14F - Autumn
14J - Rouge
14H - Saddle
14P - Sarsaparilla



Autumn



Rouge



Saddle



Sarsaparilla

Bartlett



Partial overlay

Thermofoil raised center panel door

Beveled profile on the outside of the door frame and slab drawer fronts

Thermofoil heat-formed and glued over a 5/8" MDF core to create a durable surface

White

FINISH PALETTE CODES

Standard:

13E - White

All Plywood:

14E - White

Albany



Full overlay

Birch Shaker door with a flat veneer center panel

Slab drawer front

FINISH PALETTE CODES

Standard:

11W - Autumn
11Y - Rouge
11V - Saddle
11Z - Sarsaparilla

All Plywood:

12W - Autumn
12Y - Rouge
12V - Saddle
12Z - Sarsaparilla



Autumn



Rouge



Saddle



Sarsaparilla

trol

(ICC)


Standard Construction

WALL CABINETS




INTERIOR COMPONENTS: Aristex® Natural Maple Laminate (White style features Aristex® White Laminate)
 SIDES & BACK: 3/8" Thick Furniture Board
 TOP & BOTTOM: 1/2" Thick Furniture Board
 FACE FRAME: 3/4" x 1 1/2" Solid Wood
 SHELVES: Adjustable 1/2" Thick Furniture Board (15 lbs. maximum weight per square foot)
 HINGES: Adjustable, Fully Concealed, Steel Hinges

BASE CABINETS



INTERIOR COMPONENTS: Aristex® Natural Maple Laminate (White style features Aristex® White Laminate)
 SIDES, BACK, & BOTTOM: 3/8" Thick Furniture Board
 CORNERS: Four Furniture Board Braces
 FACE FRAME: 3/4" x 1 1/2" Solid Wood, 3" Center Stile
 SHELVES: Fixed 1/2" Thick Half-Depth Furniture Board, Adjustable 3/4" Thick Full-Depth Furniture Board on Full Height Base Cabinets
 TOEKICK: 3/8" Thick x 4" High Furniture Board, Recessed 3 3/8", Unfinished (Requires cover: TOEKICK/TOEKICK8)
 HINGES: Adjustable, Fully Concealed, Steel Hinges

DRAWERS



SIDES & BACK: 1/2" Thick Furniture Board
 BOTTOM: 3/8" Thick Furniture Board, Stapled into Sides, Front, & Back
 DRAWER GUIDES: Side-Mount, Epoxy-Coated, Double Rails, Captured on Two Sides, Built-In Drawer Stop
 BOX JOINT: Stapled, Butt Joint
 DEPTH: 20" Deep on Base Cabinets, 18" Deep on Vanity Cabinets
 CAPACITY: Rated at 75 lbs. capacity per drawer for all guides

All-Plywood Construction

PC
Th
Be
Th

WALL CABINETS



INTERIOR COMPONENTS: Aristex® Natural Maple Laminate (White style features Aristex® White Laminate)
 SIDES & BACK: 3/8" Thick Plywood, Laminated Interior and Exterior Sides
 TOP & BOTTOM: 1/2" Thick Plywood
 FACE FRAME: 3/4" x 1 1/2" Solid Wood
 SHELVES: Adjustable 1/2" Thick Plywood (15 lbs. maximum weight per square foot)
 HINGES: Adjustable, Fully Concealed, Steel Hinges


FI
Sta
13

BASE CABINETS



INTERIOR COMPONENTS: Aristex® Natural Maple Laminate (White Style Features Aristex® White Laminate on all interior components except cabinet drawers)
 SIDES, BACK, & BOTTOM: 3/8" Plywood, Laminated Interior and Exterior Sides
 CORNERS: Two Plywood Stretcher Rails, except on B15FH-12, B18FH-12, B21FH-12, B24FH-12, B30FH-12, B36FH-12, VSB1816, which utilize corner braces
 FACE FRAME: 3/4" x 1 1/2" Solid Wood, 3" Center Stile
 SHELVES: Fixed 1/2" Thick Half-Depth Plywood, Adjustable 3/4" Thick Full-Depth Plywood on Full Height Base Cabinets
 TOEKICK: 3/8" Thick x 4" Plywood, Recessed 3 3/8", Unfinished (Requires cover: TOEKICK/TOEKICK8)
 HINGES: Adjustable, Fully Concealed, Steel Hinges

DRAWERS



SIDES & BACK: 1/2" Thick Wood
 BOTTOM: 3/8" Thick Wood, Stapled into Sides, Front, & Back
 DRAWER GUIDES: Side-Mount, Epoxy-Coated, Double Rails, Captured on Two Sides, Built-In Drawer Stop
 BOX JOINT: Stapled, Butt Joint
 DEPTH: 20" Deep on Base Cabinets, 18" Deep on Vanity Cabinets
 CAPACITY: Rated at 75 lbs. capacity per drawer for all guides
 All styles feature natural wood finish.

Quality made affordable

For good-looking, long lasting cabinets that easily fit within your budget, there's only one choice. Whether building or designing a kitchen, bath or laundry room, Contractor's Choice has it all – quality craftsmanship, appealing design and, most importantly, affordability. It's all backed by a 1-year warranty.



MasterBrand Cabinets' sound environmental management and sustainable manufacturing practices have been approved by the Kitchen Cabinet Manufacturers Association to meet the requirements of the KCMA Environmental Stewardship Program ESP (Jan. 2006).

Contractor's Choice cabinetry complies with Phase I and Phase II emissions standards of the California Air Resources (CARB) Airborne Toxic Control Measure (ATCM) - Title 17. California Code of Regulations Section 93120.

Contractor's Choice cabinetry is also eligible for points as a KCMA ESP 01 qualifying product according to the NAHB Green Building Standard (ICC 700-2008) in section 901.10 Cabinets.



CONTRACTOR'S
CHOICE®

Product photography and illustrations have been reproduced as accurately as printing technologies permit. To ensure highest satisfaction, we strongly recommend you view an actual sample for best color, wood grain and finish representation. ©2014 MasterBrand Cabinets, Inc. All rights reserved. Contractor's Choice is a registered trademark of MBCI.



Kitchen Cabinet Manufacturers Association
Environmental Stewardship Program
All products impact the environment.
For ESP program criteria, visit green.kcma.org

MasterBrand Cabinets, Inc.
Printed in USA
CCFLDE0214
2014-02/MOS/45M